

I SPY a bumper crop of gardening books. It's time to get growing!



PS: Which vegetable loves roller coasters? Celerweeeeeeeeeeeeeee!



MAKE. DO. TELL.
with
KCPL

Get a free craft kit when you visit your KC Public Library!

Contents

Editor's page	3
This month is	4
This month in CYS	5
What's new?	6-7
Dewey by the numbers	8-9
Nonfiction notebook	10
Full STEAM ahead	11
Healthy choices	12
Puzzler	13
Funny side up	14
Wee poem	15
Art scene	16



Dear Readers,

A lot can happen when you plant seeds and little plants. A very hungry caterpillar might eat them. Or a rabbit! That's why seed packets come with lots of seeds. So you can plant more than one, and hope fully more than one will grow and get big. Here's a classic rhyme about planting:

One for the worm,
One for the crow,
One to rot,
And one to grow!

Besides hope, it helps to read the directions on the package or in a book. That way, knowledge is on your side in the garden of life.



Love, the Editor

Editor's page

Wee poem

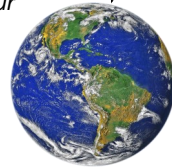
Floating

by Joyce Sidman

Earth,
we've seen pictures of you
floating in space,
circling the sun with your
brothers and sisters.
From far away
you look so perfect.
But Earth ...
... we are standing
right on top of you!
How can we be here,
climbing trees, walking paths,
staring up at constellations ...
and also out
in deepest space?
Does that mean
that each of us
is floating
among the stars?



From:
Hello, Earth!
Poems to Our Planet
By Joyce Sidman
J 811.54 S56H



Funny side up



They can just come & find us then!

Q: Why couldn't the fungus come inside?
A: There wasn't a mushroom!



Q: What did the lettuce say to the celery?
A: Quit stalking me!




Q: Why did the scarecrow go back to school?
A: He wanted to work in a new field.




From:
Try Not to LOL
J ebook
By Rob Elliott

From:
Butterflies Are Pretty ... Gross
By Rosemary Mosco
J 595.789 M89B



"A monarch butterfly mom stomps on a plant to taste the leaves. If they're yummy, she lays her eggs on them. She's making sure that her babies will have lots of food to eat once they hatch."



Full STEAM ahead



Test old seeds

Wet a paper towel with water until it is moist. Place 10 seeds on the towel. Fold it in half and put it in a plastic bag. Check the seeds each day for sprouting. (The little white tail is called a radicle). After 7-14 days, count the sprouted seeds. If 8 sprouted (80 percent), the seeds are still good. If fewer, plant the seeds more heavily or maybe get new seeds!




From:
Gardening for Kids
By Brandy Stone
J 635.071 S87G

What's new?



Oscar's Tower of Flowers
By Lauren Tobia
J EASY TOBIA

Oscar has a green thumb that grows and grows!



Maker Comics:
Grow a Garden
By Alexis Frederick-Frost
J GRAPHIC 635 F85G
or J ebook

Garden Gnome Academy has awesome & funny "dirt brains" plus Mr. Toad and Captain Compost.



How many bugs do you know by name?

One Million Insects
By Isabel Thomas
J 595.7 T45O



List maker Nina has many plans for her garden, but the rabbits and bugs have plans, too.

Nina Soni:
Master of the Garden
By Kashmira Sheth
J FICTION SHETH

